

Challenge! Garbage Reduction & Recycling!

Guidebook for garbage separation & Recycling



◆◆◆Kutchan Town◆◆◆

Table of Contents







1. Separation Categories and Collection Methods	P1
2. Uncollectable Garbage by Kutchan Town	P2
3. Garbage Collection Schedule	P3
4. Use of garbage station (Gomi station)	P4
5. About Town Designated Bags	P5
6. How to put out General Garbage	P6
★ Burnable Garbage and Sanitary Waste (※New Rule started DEC.2014)	
★ Kitchen Waste Disposal	P7
★ Unburnable Garbage	P8
★ How to put out of dangerous goods (unburnable garbage)	P9
7. Oversized Garbage	P10
8. Recyclable Categories	P11
◆Recyclable Category1	
★ Empty Cans ★ Empty Glass Bottles	
★ PET Bottles ★ Cardboard, Newspaper, Flyers Magazines	P12
★ Other Paper ★ Cartons	P13
★ Styrofoam ★ Hazardous Garbage	P14
◆Recyclable Category2	P15
★Paper Containers and Packaging	
★Plastic Containers and Packaging	P16
★About how to wash Recyclable Category	P17
9. How to put out recycling	P18
★ Old clothes, Used Fabric item (collected at the Eco-Garage)	
★ PCs, Mobile for home use ★ Ink cartridges	P19
★ Large home appliances	P20
10. Handling of the Home Medical Care Waste	P21
11. Carry in Recyclables to the Eco-Garage	P22
12. Carry in Garbage to the Garbage Disposal Centre	P23
13. Illegal Dumping	P24
14. Open-air Burning	P24

General waste is handled in accordance with each Municipal's General Waste Management Plan under Waste Management Law Article 6 and 6-2. Each plan is created in accordance with the municipality's financial position needs of the community. Therefore, the garbage disposal rules vary between municipalities.

This guidebook is an introduction to the garbage disposal rules for residents in Kutchan.

※**Website** http://www.town.kutchan.hokkaido.jp/Living_Information/gomi-risaikuru/

1. Separation Categories & Collection Methods

Category Items			Disposal Method	Garbage Disposal Centre	Eco-Garage	Page
Burnable Garbage	Burnable Garbage		Designated bags Green	○	×	P6
	Sanitary Waste (New category fromDEC.2014)					
Unburnable Garbage	Unburnable Garbage		Designated bags Yellow	○	×	P8
	Small Electronic Appliances					
Oversized Garbage			Take to the Garbage Disposal Centre or Contact the Licensed Operators	○	×	P10
Recyclable Category ※Rinsed if dirty	Recyclable Category1	Cans (steel・aluminum) ※bear the mark 	Clear Bags	○	○	P11
		Glass Containers (colourless・brown・other colours)	Clear Bags	○	○	P11
		Returnable Bottles (metal lid/caps are non-burnable waste)	Clear Bags	○	○	P11
		PET Bottles (plastic lids are Plastic Containers) 	Clear Bags	○	○	P12
		Paper Cartons ※Not-layered with aluminum 	Cut and Bound Together (with string)	○	○	P13
		Cardboard	Bound Together	○	○	P12
		Styrofoam	Bound Together or Clear Bags	○	○	P14
		Newspaper / Flyers / Magazines	Bound Together	○	○	P12
		Other Paper Materials	Paper Bag	○	○	P13
	Recyclable Category2	Plastic Containers /Packaging ※bear the mark (white butcher trays are included) 	Clear Bags	○	○	P16
		Paper containers/Packaging ※bear the mark 	Clear Bags	○	○	P15
	Kitchen Waste		Designated Bag for Kitchen Waste	Mon/Wed/ Fri	×	P7
	Used Clothing/Used Cloth		Designated Bags Green or Take to the Eco-Garage	×	○	P18
	Computers and Mobile Phones for Home Use		Take to the Garbage Disposal Centre	○	×	P19
Hazardous garbage	Fluorescent Lamps Mercury Thermometers		Clear Bags after placing them in a cardboard box to prevent breakage <u>on 1st monthly collection day for Recyclable1.</u>	○	○	P14
	Dry Batteries		Put in battery collection box inside Gomi station.	○	○	P14
	Small Rechargeable Batteries ※with recycling mark 		If you do not enter the collection box is brought into Garbage disposal center or eco-garage.	○	○	P14

2. Uncollectable Garbage by the Town

Garbage items	Disposal Method
Mattresses or Couches with innersprings	If you remove innersprings, mattress and springs will be accepted at the Garbage Disposal Centre. Otherwise, contact <u>Niseko kankyo co. Ltd</u>
Tatami	Contact <u>Niseko kankyo co. Ltd</u>
TV , Refrigerators, Freezers, Washing Machines, Air conditioners	Contact an electronics retail store
Ink Cartridges for PC Printers	Contact the manufacturer or distributor
Gasoline, Kerosene,	Contact the distributor
Waste Industrial Oils	Contact the distributor or <u>Niseko kankyo co. Ltd</u>
Benzine	Contact the distributor
LP Gas Cylinders	Contact suppliers in Kutchan
Fire Extinguishers	Contact the distributor
Car Batteries	Contact the distributor or <u>Niseko kankyo co. Ltd</u>
Waste Tire	Contact the distributor
<ul style="list-style-type: none"> · Large amounts of sand, ash, stones, concrete blocks · Large amounts of house demolition waste 	Small quantities are accepted at the Garbage Disposal Centre. For quantities more than 100kg, or unable to be carried in a Kei-truck, contact <u>Niseko kankyo co. Ltd</u>
Large amounts of fallen timbers or pruned branches	Small quantities are accepted at the Garbage Disposal Centre. For quantities more than 100kg, or unable to be carried in a Kei-truck, contact <u>Niseko kankyo co. Ltd</u>
Motorcycles	Contact the dealer
Cars	Contact the dealer
FRP Ship	Contact the dealer
Farm Machinery	Contact the dealer
Explosives	Contact a licensed gun-shop
PCB waste	Specially-Controlled Municipal Waste Contact Kutchan Town Office for further information
Human Waste, sludge in septic tank	Contact <u>Kutchan Kankyou Service co. Ltd.</u> or <u>Hosoda Sangyou Inc.</u>

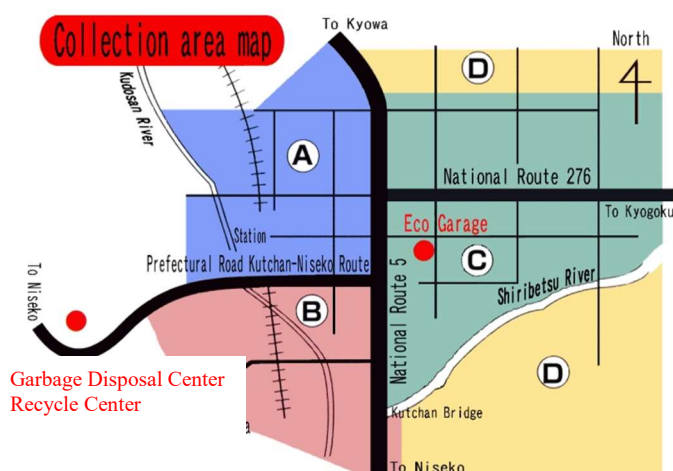
3. Garbage Collection Schedule

Area	A B D				
Day	Mon.	Tue.	2nd and 4th Wed.	Thu.	Mon . Fri.
Category	Burnable Garbage	Recyclable 2	Unburnable Garbage	Recyclable 1	Kitchen Waste
Frequency	Once a Week	Once a Week	Twice a month	Once a Week	Twice a Week
Collection district	West side of town area from Route 5 Izumo, Suehiro, Yamato, Fusou, Mizuho, Yahata, Kanbetu, Toyooka, Tatumi, Tougeshita, Kotohira, Takami, Fujimi, Takasago, Hirafu, Kabayama, Yamada, Iwaobetsu, Asahi,				

Area	C				
Day	2nd and 4th Mon.	Tue.	Wed.	Thu.	Wed. Sat.
Category	Unburnable Garbage	Recyclable 1	Burnable Garbage	Recyclable 2	Kitchen Waste
Frequency	Twice a month	Once a Week	Once a Week	Once a Week	Twice a Week
Collection district	East side of town area from Route 5				

- ※Please refer to the map and check your area.
- ※Fluorescent lamps and light bulbs are collected once a month on the first collection day of “Recyclable 1” in the month.
- ※Unburnable is collected on the designated days of the second and fourth weeks of the month.
- ※ All garbage needs to be placed in the Gomi station by 8:00 a.m. on the collection day.

Gomi station



4. Use of garbage station (Gomi station)

★All the residents are able to use the nearest garbage station depot (the net).

(Garbage station in Kutchan, we call it a “Gomi station”)

1. Kutchan Town will collect only the garbage which disposed for designated Gomi station.
2. The neighborhood association will decides the place of Gomi station. They will also manage and clean the Gomi station.
3. The apartment residence are also dispose for designated Gomi Station.



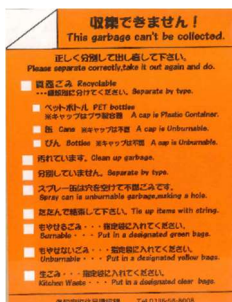
Please use the nearest Gomi station when you move in / within Kutchan. If you do not know where it is, contact Kutchan Town Office, : TEL 56-8008 (direct)

★Follow the rule

- Put Burnable garbage, unburnable garbage, kitchen waste in a in a designated bag
- Dispose of “Recyclable 1& 2 ” in bags that inside is clearly visible
- Keep the day and time of collection
- Separate garbage the separation of garbage

★When a violation sticker is on your garbage

(This sticker will be attached to the wrong separation garbage on the wrong collection day)



Violation sticker



※IF the sticker is on

- Redo the separation of garbage again

- If a sticker is not on your garbage but left at the Gomi station, this is because you put it there out of collection hours. Please make sure to put your garbage during the collection hours.

※There are some people who don't sort their garbage and leave them at random Gomi stations.

Please remember to follow the rules and keep the area clean.

※Please stop to put garbage in the Gomi station other than those specified.

There are some neighborhood associations which lock the Gomi station except collection days and hours because of the people who ignore the rules.

- * Each neighborhood association takes care of Gomi stations . In case you did not follow the rules, you may be warned by them or town office in person.

Please respect the rules to keep the local environment clean.



5. About Town Designated Bags

Burnable Garbage (green)



Burnable and Unburnable bags are the same size

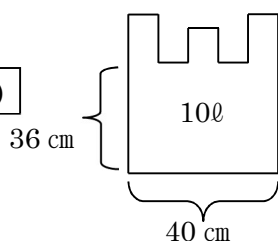
Unburnable Garbage (yellow)



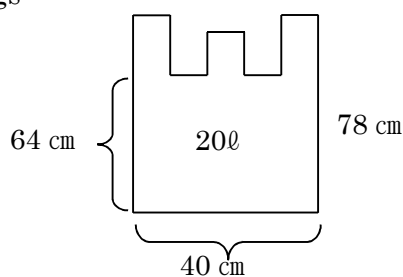
Kitchen Waste (semi-clear)



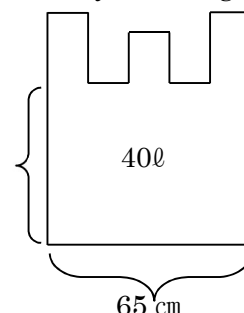
Small
200 yen / 10 bags



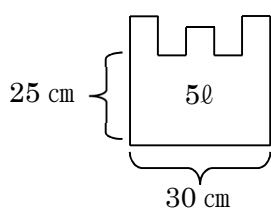
Medium
400 yen / 10 bags



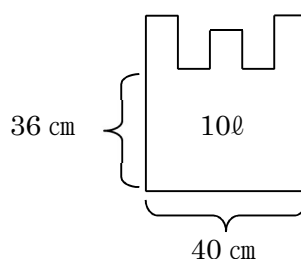
Large
400 yen / 5 bags



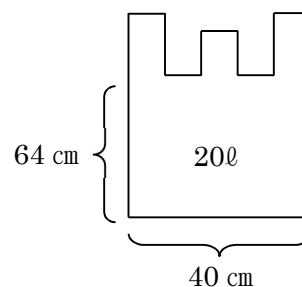
Small
200 yen / 10 bags



Medium
400 yen / 10 bags



Large
400 yen / 5 bags



The bags for kitchen waste are biodegradable. Long-term storage is not recommended as they deteriorate with time.

Purchase dedicated bags for Burnable bags, Unburnable bags, and kitchen waste bags

Locations to purchase designated bags in Kutchan


- M pocket • Aoyama syouten • Seicomart • Seven Eleven • LAWSON
- Yosinomi Syouten • Honma Syouten • Yamaya Yakkyoku
- MaxValu • Tsuruha • Dcm Homac • Coop • Lucky
- Kanrko kobayashi syouten • Kobayashi syouten
- Heiwajimuki • Sapporo Drug Store

6. How to put out General Garbage

★ Burnable Garbage



Disposable chopsticks
Toothpick



Sanitary Waste



Diapers

Home Medical Care
Waste



Sanitary Goods



Pet Sheet and
Pet waste

These garbage will be classified as burnable garbage. Please put it in designated green bag.

★How to throw away cooking oil

【Case 1】

Newspaper impregnated
with oil and put in bag.
Put in a burnable bag.



【Case 2】

Use a commercially
available coagulant to
harden the oil and put the
hardened oil in bag.
Put in a burnable bag.



Sanitary waste is burnable garbage, so please put it in the designated bag.

※Sanitary waste cannot be converted into solid fuel, so it is disposed of separately


★How to throw away sanitary waste

【Case1】 Not many.



Put it in a
Burnable
bag

【Case2】 Many (Burnable bag fills up)

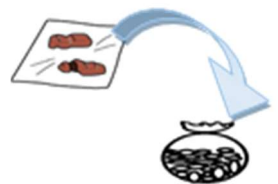


Please separate the
sanitary waste and
burnable garbage
and put it in
burnable bag.

★How to throw away Pet sheet & Poop



Pet poop is treated as sanitary waste. Wrap it in a sheet
and put it out. **Do not flush pet waste to the toilet**



Note

- Burnable refuse is turned into solid fuel.
- The collected garbage is further separated by Hand.
- Do not put kitchen waste.
- Put sanitary waste in a bag and put it in a burnable garbage bag.
- Please see page 21 for injection needles.

★ Kitchen Waste



Drain liquids thoroughly.



Put in the designated bag.



Place in the designated bucket in the garbage/gomi station.

Designated bag is biodegradable resin and decomposed into water and carbon dioxide by microorganisms of kitchen waste



***Nature of kitchen waste bag**

- The kitchen trash may melt if left in the bag
- Do not put it in hot and humid places (moisture may melt the bag)
- Do not hoard (the bag may deteriorate and tear after one year or more)

Recommend to purchase the designated bag which you can use up within 2 months

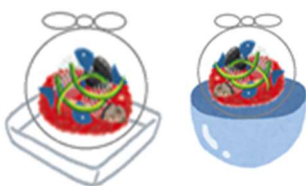
Note

- Please put only kitchen waste in the bag
- Please put the draining net and the plastic bag in the Unburnable garbage
- Do not add salt, water, or oily substances (composting does not proceed)
- Some draining net can be disassembled but do not put it in the kitchen waste bag because the speed of decomposition is different



★ Advice

[Dripping]




Put it in a tray or bowl.
The decomposition speed will slow down if you keep in refrigerator or freezer, also not much dripping and smell does not bother you.

Freezing

1. Drain kitchen waste well.
Put it in the designated bag.
Keep it in the freezer until the collection day.
Repeat this until the collection date
2. Put kitchen waste in another bag and freeze.
When taking out the garbage on the collection day, take it out of the bag and put it in a special bag.



[Stinky]



Sprinkle baking soda well to cover all kitchen waste before it fermented then put into a bag.

**Do not leave
Kitchen waste**

★ Unburnable Garbage

Rubber and Leather



Plastic airtight container



Metal waste



Bucket, kitchen bowl



Aluminum Foil and Containers
Wrap and plastic bag



Bottles, cans caps



Gel Ice pack



● Please place them in the designated **YELLOW Bag** and dispose on the collection day.




Futon/Blanket



Curtain



Plush Doll



Mattress

● [Oversized garbage] if not in a large bags.

※ How to put out of fragile and sharps.



Ceramic, Glass,
kitchen knife, etc



Wrap in paper etc.
Write [waremono], and [eirimono]



Put together with other
unburnable garbage



Electronic Goods



Microwave
ovens



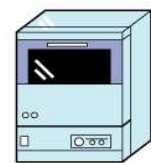
Gas stoves



Air cleaners



Fans



Dishwashers

If you can put in yellow bag , then put out to the Gomi station

If you can not put in yellow bag or more than 3 yellow bags, then bring to the Garbage Disposal center: Disposal fee ... 40yen for every 10kg.

[Large home appliances]

Refrigerators/freezers

Recycled is mandatory, see page 20 for details

Air conditioners

TVs

Washing machines/dryers

Please check the collection date (The second and fourth day of the month) and time (1:00pm) of Unburnable Garbage.



How to put out of **dangerous** goods (unburnable garbage)

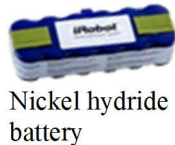
How to put out rechargeable small home appliances

Rechargeable home appliances may ignite, so remove the batteries before disposing of them in Unburnable Garbage. Batteries are hazardous wastes of Recyclable 1. See page 14 for details.



Battery is inside,
so remove the cover

Lithium ion battery



Nickel hydride
battery



Electric toothbrush

Electric razor



Electronic cigarette



Cordless vacuum cleaner



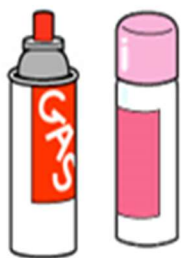
※If you cannot remove the batteries yourself, bring them to a Disposal center
Or contact Kutchan Town: Residential affairs and Environment Division

Spray cans / Gas cartridges

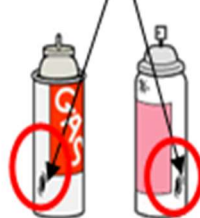
- After using up, make a **hole** in the can and dispose as unburnable garbage.
- some cans have a gas vent but make sure to make a hole.



Well-ventilated when you make a hole



Make a hole that anyone can see



Please put together with
other Unburnable Garbage


Cigarette Lighters

- The lighter should be degassed and then put out Unburnable Garbage.
- Do not break or disassemble .



well-ventilated when you
make a hole .

Hook on the lever



Tape or rubber bands
hook on the laver and
de gassed all.



7. Oversized Garbage

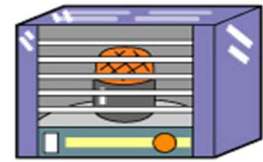
Chest



Bicycle



Iron pipe

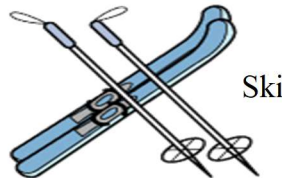


Heater

(remove kerosene from heater)




Scoop/Snow dump



Ski

Carpet



Oversized Garbage if it does not fit in a unburnable garbage bag

Kutchan Town does not collect Oversized Garbage.

You can bring the Garbage Disposal Centre by yourself or ask contractors for collection.

[Large home appliances] **Recycle is mandatory**, see page 20 for details
Refrigerators/freezers Air conditioners TVs Washing machines/dryers
Do not dispose as oversized garbage

★[If you carry it by yourself] We accept Mondays to Saturdays and holidays.
Disposal fee: 40 yen for every 10kg

★[If you can't carry it by yourself] Please ask the permission supplier below
Please contact supplier for carry in charge.

Name of Company	Phone	Address
Hosoda Sangyou Ltd.	22-1394	North 4 East 4
Kutchan Kankyuu Service Corp.	22-2531	North 3 East 4
Siribesi Unyu Corp.	22-5508	South 1 East 1
Niseko Environment co., Ltd.	22-0745	Aza Tougeshita
EFH Consultant Corp.	23-3150	South 11 East 1

Note

- Cut long pieces such as wood and iron pipes up to about 1m
- Beds and sofas with springs can not dispose at Disposal Canter.
Please contact Niseko Environment Co.,Ltd for disposal
- Please cancel theft insurance of bicycle.
- Cannot bring industrial waste to the Garbage Disposal Centre.

8. Recyclable Category

◆ Recyclable Category 1

★ Empty Cans



Put both Aluminum and steel cans together.



Rinse thoroughly



Place in clear bags.



Lid of cans are Unburnable Garbage

Cannot be recycled because it contains rubber and packing

Why not collected?

DO not put other things in a bag.



Enlarged view



Tuna can

There should be no residue on canned food
Rinse and wash



Do not put bottles, cans and PET bottles together in one bag.
Put in bags by type

Note

- Steel and Aluminum cans should be put together in a bag.
- Wash and dry all cans.
- Do not put except can.
(Cassette gas cylinders and spray cans are unburnable garbage)

★ Empty Glass Bottles



Remove caps and crowns.
Leave stubborn gummy labels.



Rinse

Clear bag

A bag which inside is clearly visible



Place in clear bags

Cap of energy Drink is Unburnable Garbage



Why not collected?

DO not put other things in a bag.



Don't leave the cap on.
Be sure to take the cap



Don't put glassware in the bottle bag.
Glassware is unburnable garbage

Note

- Caps and crowns are unburnable garbage
- Milk white bottles, heat-resistant bottles, glass cup mirrors, are unburnable garbage
- If you cannot remove the plastic from the spout such as a bottle of seasoning, rinse it and leave the cap as it is.

★PET Bottles



Check the mark on the bottle.



Pet bottles caps are plastic garbage

Remove caps.




Rinse bottles.



Place in clear bags.

Why not collected?

DO not put other things in a bag.



Pet bottle with cap can not be collected .


Caps are plastic garbage of Recyclable2



Do not put in other items except PET bottles

Check the mark on the label

Note

- Caps and crowns are plastic garbage of Recyclable2.
- Rinse and dry. Do not put in other items except PET bottle.
-  This mark is PET bottle.

★Cardboards, Newspapers, Flyers, Magazines



•Newspapers, Flyers •Magazines, books •Cardboards

Tie in this classification.



Tie with the weight which can be carried with one hand.

Why not collected?

Please do not mix.



Do not put other things in a bag.

With string by type

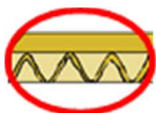


Do not put cardboard in a cardboard box
Folded, tie



Do not mix gift box and cardboard together.

Cardboard only,
Other boxes are Recyclable Category2



It is a cross section of cardboard.

Boxes other than this types are paper containers

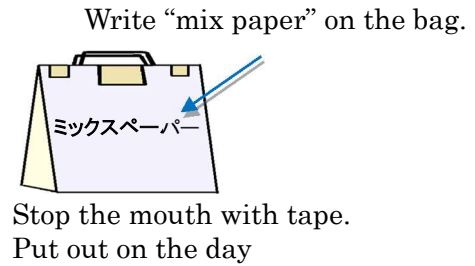
Note

- Tie with the type (do not put in a bag)
- Fold and tie the cardboard (even one)
- Do not wrap it with duct tape
- Dispose of cardboard and paper boxes separately

★Other Papers



Place in paper bags.



[Types of Mix Paper]



Envelopes, Window Envelopes, Postcards, Business Cards, Receipts, Fax(thermal) Paper, Copier Paper, Bankbooks, Direct Mails, Photographs, Exam Answer Sheets, School Handouts, Memo Paper, Tickets, Notebooks, Certificates of Commendation, Origami Paper, Drawing Paper, Delivery Invoices, etc.

Why not collected?

DO not put other things in a bag.



Do not put in a plastic bag.

Put in a paper bag
(Not in brown paper bag)



Do not put paper container and newspaper together

Please sort by type

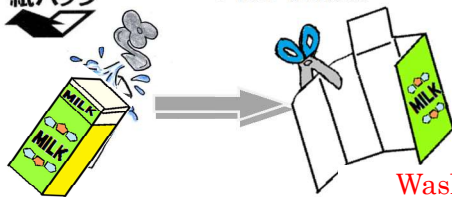
Note

- Shredded paper is classified as mix paper.
- Copy paper with color, straw paper, and brown envelope is Burnable Garbage.
- Paper that uses carbon (including non-carbon) is Burnable Garbage.
- Do not put in Recyclable Category2

★Cartons



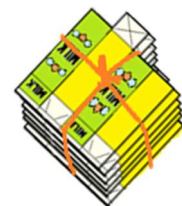
bear the mark



Wash, cut, open, and dry



A certain amount is bound together and put out



Why not collected?

DO not put other things in a bag.



Don't put in cardboard or bag.

Tie



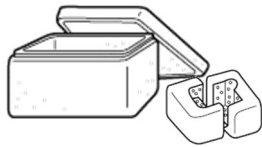
Do not put in bag.

Cut, open and tie.

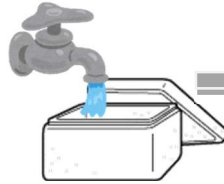
Note

- If the inside of the paper pack is aluminum processed [paper containers] Recyclable Category 2.
- Plastic lid is [plastic containers] Recyclable Category 2.

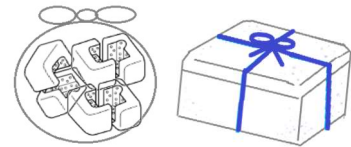
★Styrofoam



Styrofoam box (fish box)
Styrofoam rose (cushioning material).



Rinse and dry.



Place in clear bags.
Tie fish boxes.

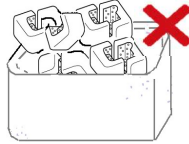
Why not collected?

DO not put other things in a bag.



Do not put urethane
cushion material in a bag.

It is [Unburnable Garbage]



Do not put the styrofoam pieces into the
styrofoam box.

Put in a transparent bag.

Note

- Put food trays in “plastic containers and packaging”
- If the contents are left in the container or if they are dirty, wash them to remove water and then remove them. I do not put out the burnable garbage.

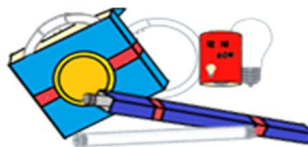
★Hazardous Garbage

Clear bag

A bag which inside is clearly visible



Fluorescent tubes,
light bulbs, mercury
thermometers

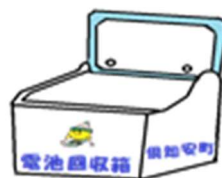


Put into the Original paper
containers or wrap with
newspaper



Place in clear bags.
(Dispose of them on the first
recyclable-garbage collection day
of the month.)

LED bulbs are [Unburnable Garbage] Please check whether they are LEDs or white bulbs when you purchased




At the gomi station
Put in the battery
collection box



“Rechargeable battery” is only large enough to fit in the battery collection box at the Gomi station. If it is large or the battery does not come off, take it to a Disposal Recycle Center or Eco-Garage.

※If you cannot bring in Please call the Town Office: Environmental Measures
Phone 0136-56-8008



Never put rechargeable batteries in burnable garbage or unburnable garbage.
It ignites when a strong force is applied during the collection vehicle or the process of crushing.



◆ Recyclable Category2

What is paper and plastic containers and packaging?

Wrapping paper box , plastic bag or containers.




Check the mark

The companies, shops and manufactures that are joining the public interest Japan containers and packaging Recycling Association can put this mark **Everyone paying recycling fee.**

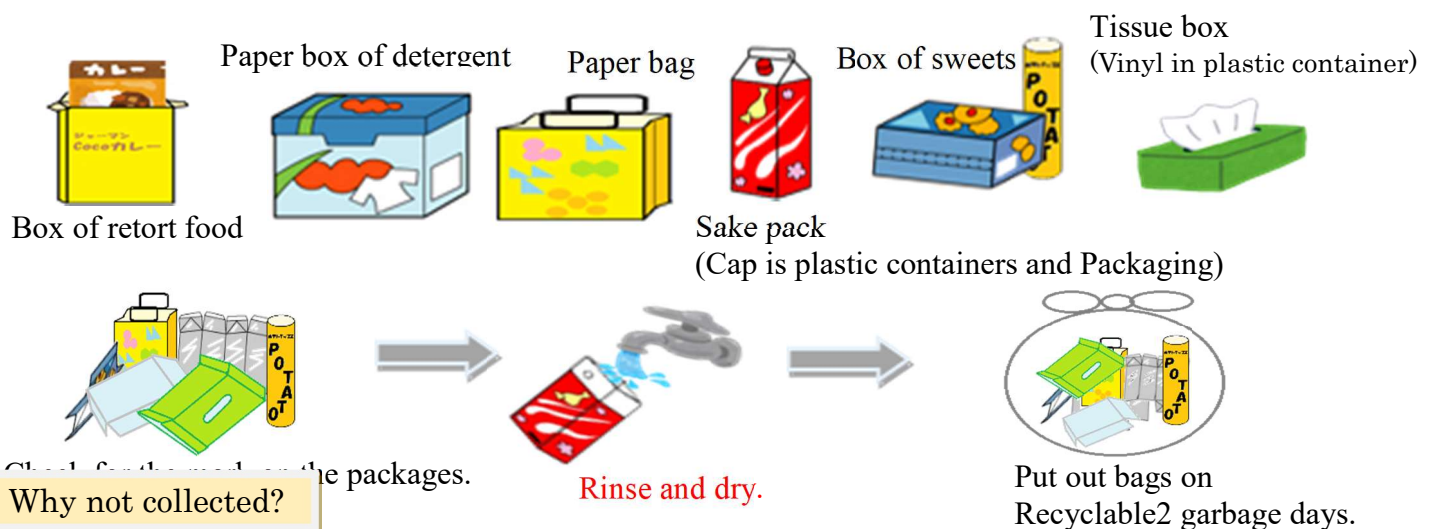
★Paper containers and Packaging

Clear bag

A bag which inside is clearly visible

« Paper trash and paper containers and packaging » ※ There is no classification of “paper waste”
 [Burnable garbage] Kraft paper, dirty paper (Tissue paper, Kitchen paper. etc).
 [Recyclable Category1] Paper waste (mix paper).
 [Paper containers and packaging] Items with  marks
 (Paper boxes, wrapping paper, paper bag).

Please note that each paper must separate differently.



Do not put paper waste and cardboard.
 Do not mix Burnable Garbage and mix paper



Do not use a bag with color. Use transparent or semi-transparent bag.
 Bag can be clearly seen inside and Recyclable category garbage.

Note

- Newspapers, magazines, leaflets, mix paper and paper packs are [Recyclable Category1]
 Please sort
- If the container is dirty ,wash it and then put it out.

★Plastic containers and Packaging

Clear bag

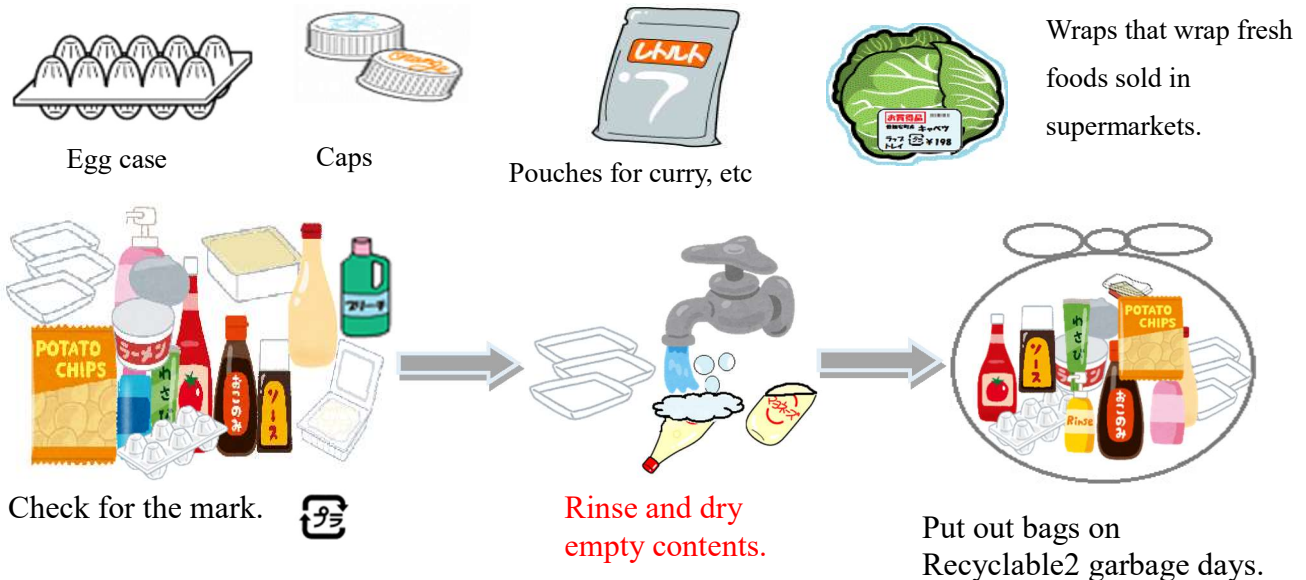
A bag which inside is clearly visible

« Plastic products and plastic containers and packaging »

Plastic = Plastic does not mean Plastic containers and packaging

※plastic products are [Unburnable Garbage].

No need to separate “Plastic Garbage”



Why not collected?



Do not include plastic products.

It is “Unburnable Garbage”



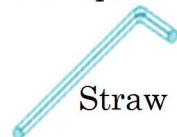
Do not include paper containers.

Separate “paper” and “plastic”.

[It is easy to make a mistake] All Unburnable garbage



Buffer material (bubble wrap)



Neither has a plastic mark



Note


- Please wash dirt and dry the plastic container packaging .
- If you wash well it is acceptable for slight dirt such as ketchup and chili sauce. Please dispose as plastic container packaging.

※ How to wash Recyclable Category

◆ How to wash Empty Cans, Glass Bottles and PET Bottles



Drinking water bottles, cans and PET bottles are wash inside and dry then put into separate bags.



Wash and dry then put it in the bag.



Wash, dry and put in bottle bag if you cannot take off cap.

◆ How to wash paper containers and packaging



Rinse, dry and put in the garbage bags if aluminum is processed.



Wipe off any food residue before put in a bag.

◆ How to wash plastic containers and packaging




Wash any leftovers



★ Plastic containers such as ketchup and chili sauce with oil contained are plastic containers and packaging garbage. Wash roughly and put in a garbage bag.

Add a few drops of kitchen detergent, add water 1/3 and shake.



Rinse few times, dry and put in a bag.

Cut for easy washing, Rinse (wash) and dry, then put in a bag.



Thank you for your cooperation

9. How to put out recycling

★Old clothes ,Used fabric items (Eco-Garage)

Take old clothes and used fabric to the Eco-Garage.

(Minami 2 Higashi 1, behind Kutchan Post Office)

●Acceptable Items●

Clothes	Cotton	Shirt, Blouse, Sweat, Pajamas
	Toweling	Baby clothes, Bathrobe
	Stockinette	Shirt, T-shirt, Polo shirt, Baby clothes
	Flannel	Night wear, Flannel shirt
	Denim	Jeans, Jean jacket, Overalls
	Mixed	Work clothes (Not heavily stained), Suit
	Leather	Jacket, Trousers, Hat
	Nylon Polyester	Over coat, Jersey Windbreaker, Down coat
	Woolen yarn, Wool	Coat, Jacket, Sweater
	Cotton fabric	Sheet, Comforter cover
Others	Toweling	Towel, Bath towel, Toweling, blanket
	Woolen yarn	Muffler, Hat

Most clothes are recyclable. Please put in bag and bring it to designated place in Eco-Garage

✕Unaccepted Items✕

- Underwear [Burnable garbage]
- Doormat [Burnable garbage] (with rubber back [Unburnable garbage])
- Curtains, plush toys, blankets [Unburnable garbage]
(No fit in bag. [Oversized garbage])
- Socks ski wear [Burnable garbage]
- Ski gloves (Other than leather products) [Burnable garbage]
- Leather products [Unburnable garbage]

✕Following items are also unacceptable; not washed, wet, dirt mold and pep odors.

★PCs, Mobile for home use

【Please erase all stored data beforehand.】



Desktop PCs



Lap top PCs



Tablet PCs



Mobile phones
Smart phones

These items are accepted ONLY at Garbage Disposal Centre
※Kutchan Town does NOT collect these items from the Gomi stations.

40yen per 10kg for these items.



●Rare metals used in electronic goods are recycled●



The Garbage Disposal Centre does not accept PCs which are owned by corporate entities, because those PCs are categorized as “Industrial Waste”.

Please refer to the website of the PC 3R Promotion Association



<http://www.pc3r.jp/e/office/index.html>

※ Some mobile phone companies accept digital devices which were no longer be used.
Please contact your mobile phone company. **Do not put in Unburnable Garbage.**

★Ink cartridges

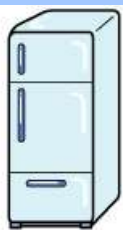


- ・ PC printer are categorized unburnable or oversized garbage.
- ・ Ink cartridge are recyclable garbage.

●Put the used ink cartridges into the recycling boxes located at Kutchan post office and Shiribeshi subprefectural bureau.
No need to pay for recycles.

Thank you for your cooperation

★Large home appliances



Refrigerators/freezers



Air conditioners



TVs



Washing machines / dryers



※The above items must be recycled according to the **Home Appliance Recycling Law**.
When you replace or dispose old appliances, you must bear the cost of the **recycling fee** and **collection fee**.

(Different recycling fees apply to each appliance brand and product size.)

◆Replacing old appliances.

A retail outlet where you are purchasing a new one can handle your used appliance .
Please ask them about recycling fee and collection fee.

◆Throwing away your old appliance without replacing.

1. If you know the retail outlet where you originally purchased the item, please ask them to collect it and confirm the recycling fee and collection/ transportation fee.

2. If you don't know the original store of purchased, please contact Niseko Environment co., Ltd. which is licensed operator.

3. Home Appliance Recycling Ticket

You can pay recycling fee at post offices and receive a recycling ticket (a sticker). The fee will be different depends on the size and manufacturers of the home appliance. Please let them know the details of what you want to dispose when you pay the fee.

The recycling fee doesn't include a collection fee. Please contact retail outlets or Niseko Environment co., Ltd. to collect items.

★Dealers

Store name	TEL	Address
Nakayama denki	55-5561	North4 East4
Sakaguchi denki	23-1539	South2 West2
Maekawadenka service	22-5077	North5 West1
K's denki	23-1123	Takasago5-16
Yamada denki	55-5700	Takasago 101-23
DCM Homac	23-1496	Takasago 91

●For more information●

Please visit following website

Association for Electric
Home Appliances

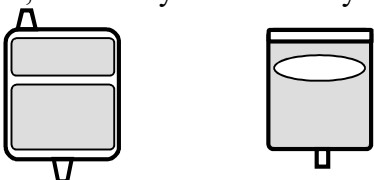




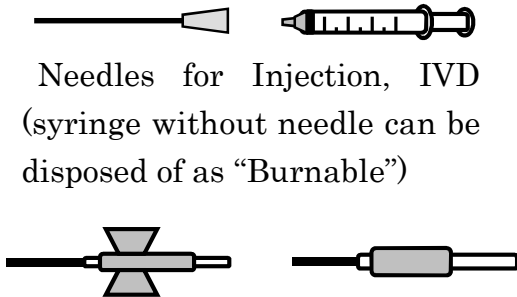
<http://www.rkc.aeha.or.jp>

Or contact Home Appliance
Recycling Ticket center
TEL 0120-319-640

★ Licensed General Waste Service Operator

Niseko Environment co., Ltd.	22—0745	Aza Tougesita
------------------------------	---------	---------------

10. Handling of the Home Medical Care Waste

Kinds	Specific example	How to put out
Plastic bags	<p>Infusion, colostomy and urostomy bags,</p>  <p>Nutritional supplement bags CAPD bags</p>	<p>[Medical institution]</p> <p>It is collected at medical institution and pharmacies. Please bring in to the medical institutions where you received medicine.</p> <p>[If you can not bring in]</p> <p>Dispose as sanitary waste</p> <ol style="list-style-type: none"> Put it in a plastic container (PET bottle or sealed container) and cover. <p>Injection needle must be capped</p> <ol style="list-style-type: none"> Put it in the bag together with other burnable garbage in the container. Put out on the day of “Burnable Garbage” <p>Please cooperate for the safety of workers</p>
Tubes · Catheters	<p>Suction Tube,</p>  <p>Infusion line</p>	
Absorbent cotton Gauze	 <p>Absorbent cotton · Gauze</p>	
Syringe	 <p>Disposable pen-typed syringe, Insulin injector Nutrition injector (needles are excluded)</p>	<p>Please cooperate for the safety of workers</p>
Injection Needles	 <p>Needles for self-injection pen-typed injector</p>	
Medical Injection Needles · Needles of IVD	 <p>Needles for Injection, IVD (syringe without needle can be disposed of as “Burnable”)</p>	
		Collected by doctor or nurse and disposed at the medical institution.

11. Carry in Recyclables to the Eco-Garage

If recyclable category 1 & 2, could not be taken out on the collection day and you do not have a storage space at home, please bring it to Eco-Garage

Accepted dates and hours	From 9:00 a.m. to 5:00 p.m. on Wednesdays, Fridays, Saturdays and Sundays. * open on National Holidays(except Jan1st-3rd)
Address	South 2 East1(behind Kutchan post office)
Phone number	0136-21-4300
Items you can carry in	
① Newspapers, Flyers ② Magazines, Books ③ Corrugated cardboards ④ Cartons(milk) ⑤ Cans ⑥ Glass Bottles(one-way, returnable) ⑦ PET bottles ⑧ Styrofoam (white butcher tray, fish box, packing materials) ⑨ Mixed papers ⑩ Fluorescent lamps, Electric bulbs, Mercury thermometers ⑪ Dry batteries ⑫ Plastic containers and packaging ⑬ Paper containers ⑭ Old clothes, used fabric	
Notes	
<ul style="list-style-type: none"> ● Separate garbage in advance ● If you bring your recyclable garbage in plastic bags, open and place them directly into each collection box. ● Wash items if dirty before disposing. ● Does not accept Green or Yellow bags. 	



12. Carry in Garbage to the Garbage Disposal Centre

You may carry in garbage directly to the Garbage Disposal Centre. Using the designated bags is not necessary because you will be required to pay a disposal fee for the garbage instead. If you bring garbage in the designated bag, you are not asked to pay the garbage if you inform the attendant beforehand. ***Disposal of Recyclables is free of charge.** The charge is determined by the difference in the weight of your vehicle when you enter the facility and its weight when you leave.

Operation Hours	★9:00 a.m. to 4:30 p.m. on Monday to Saturday *opened on National Holidays ★ Closed on Sundays, Except Jan.1 st – 3 rd ★Kitchen Waste is accepted only 9:00 a.m. to 3:00 p.m. on Mondays, Tuesdays and Fridays.
Address	279, Aza-Asahi, Kutchan
Phone number	0136-22-5355
Disposal Fee	
<ul style="list-style-type: none"> ● 40 yen per 10kg for Burnable Garbage, Unburnable Garbage and Kitchen Waste. ● When you bring garbage in the designated bag, please notify it at the pay counter. ● Frequent users for business can register for a monthly payment. ● Disposal of Recyclables are free of charge. 	
Notes	
<ul style="list-style-type: none"> ● Follow the instructions given by attendants when unloading garbage. ● Make sure you do not drop garbage on the road. ● Recyclables are to be delivered directly to the Recycle Centre located within the Disposal Centre. ● Some items are not accepted at the Garbage Disposal Centre (see page 2-3 for detail). 	



13. Illegal Dumping

Dumping waste anywhere without permission is prohibited by law. Penalties apply up to **10 million yen (300M yen for corporations)** and/or imprisonment up to 5 years.



▲ Illegal dumping household waste (8 May. 2019)



▲ Illegal dumping such as BBQ (6. Jun. 2019)

Do not dump illegally!!

14. Open-air Burning

Burning waste in the open air or with simple incinerator is prohibited by law except in very rare cases. Penalties apply up to **10 million yen** and/or imprisonment up to 5 years.

● Exceptions:

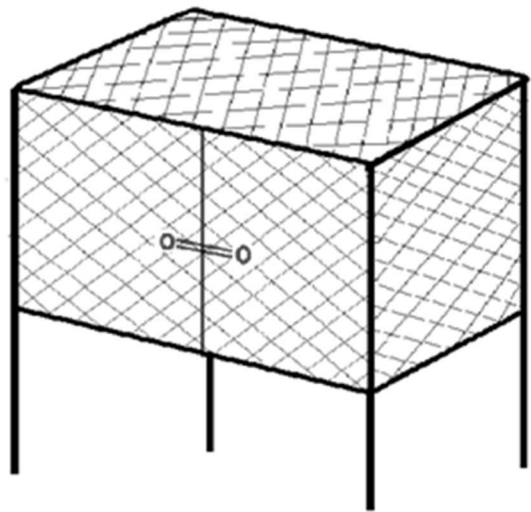
Burning wood only for BBQ's, Bonfires and campfires that do not disturb neighbor's or create a fire hazard.

Burning of straw by farmers



Drums, stacked block, dig a hole and waste incineration are the same as open –air Burning which is prohibited by law.

Trying to protect the rule of garbage



Kutchan Town

Residential Affairs and Environment Division

〒044-0001

North 1 East 3, Kutchan-cho, Abuta-gun, Hokkaido

TEL : (0136)56-8008

FAX : (0136)23-2044

Email: kankyou@town.kutchan.lg.jp